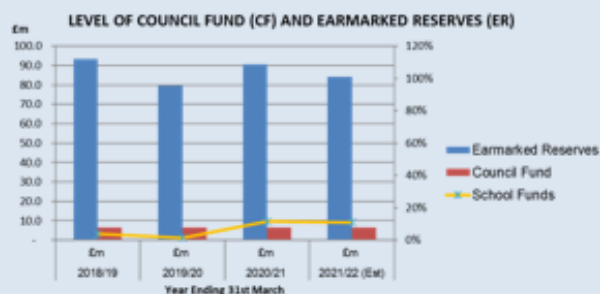


Appendix 10 - Financial Resilience

The following tables, charts and figures give an indication of the financial resilience of the Council as per the Statement of Accounts

Level of Council Fund (CF) and Earmarked Reserves (ER)



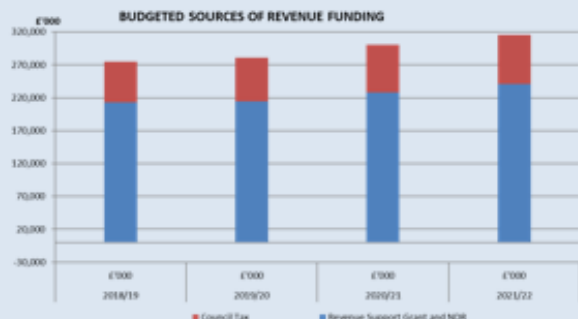
Level of Reserves

	2018/19 £m	2019/20 £m	2020/21 £m	2021/22 (Est) £m
Earmarked Reserves	93.4	79.5	90.7	84.3
Council Fund	6.5	6.5	6.5	6.5
School Funds	3.1	1.1	9.6	9.2

Budgeted Sources of Funding

	2018/19 £'000	2019/20 £'000	2020/21 £'000	2021/22 £'000
Total Revenue Funding	212,790	214,343	228,077	240,796
Revenue Support Grant and NDR	61,806	66,268	72,193	75,134
Council Tax				

Budgeted Revenue Funding Split



Financial Performance and Ratios

Ratio	Calculation	2017/2018 £'000	2018/2019 £'000	2019/2020 £'000	2020/2021 £'000
Net Worth (Assets - Liabilities)	(Asset - Liabilities)	20,213	48,973	10,982	89,923
Net Worth (exc Pension Liab.)	(Asset - Liabilities)	344,230	351,614	340,845	385,191
Working Capital Ratio	(Curr. Assets / Curr. Liabilities)	1.10	1.08	1.83	1.56
Gearing Ratio	(Borrowing / Total Reserves)	66.9%	52.8%	51.9%	70.4%

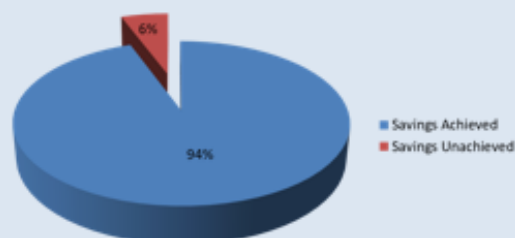
The figures below shows the 21/22 forecast position for both revenue and capital

2021/22 Revenue Forecast Position - December

Directorate	Current Budget £'000	Budget Forecast £'000	Variance £'000	Variance %
Children & Young People	26,743	24,985	- 1,758	(6.6)
Adult & Community Services	51,475	49,528	- 1,947	(3.8)
Education	15,655	14,993	- 662	(4.2)
Schools	111,159	111,676	517	0.5
Regeneration, Investment & Housing	10,911	10,949	38	0.3
City Services	25,632	25,826	194	0.8
Corporate Services	19,651	19,259	(392)	(2.0)
Total Directorates	261,226	257,216	(4,010)	(1.5)
Capital Financing	25,462	22,723	(2,739)	(10.8)
Contingency/ Provisions	5,670	3,247	(2,423)	(42.7)
Levies / other	24,024	23,549	(475)	(2.0)
Reserves / Transfer	(452)	(969)	(518)	114.6
Total Budget	315,930	305,766	(10,165)	(3.2)
Additional funding - CT surplus	-	(495)	(495)	-
Projected Over/ (Under) spend	315,930	305,271	(10,660)	(3.4)

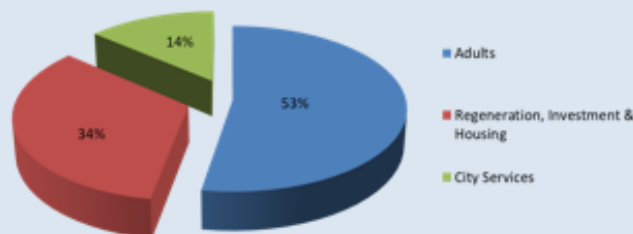
Revenue Savings Achieved and Unachieved (December 2021/22)

2021/22 REVENUE SAVINGS ACHIEVED AND UNACHIEVED



Analysis of Unachieved Savings

ANALYSIS OF UNACHIEVED SAVINGS - 2021/22



2021/22 Capital Forecast Position - December


Directorate	Final Budget £'000	Budget Forecast £'000	Variance Slippage £'000	Variance (Under)/ Overspend £'000
Education	23,162	15,226	(7,932)	46
Regeneration, Investment & Housing	16,760	15,219	(1,541)	-
People & Business Change	922	922	-	-
Adult & Community Services	707	707	-	-
Children & Young People Services	2,234	1,774	(460)	-
City Services	24,162	24,050	(116)	4
Total Budget	67,947	57,898	(10,099)	50

The tables below show the Medium Term Financial Plan (MTFP) and the risks facing the Council.

MTFP Scenario

	2022/23 £m	2023/24 £m	2024/25 £m
Financial Pressures	25,028	38,419	50,253
Technical adjustments	-	-	-
Financial Pressures	25,028	38,419	50,253
Funding reductions	- 27,545	- 40,099	- 50,056
Budget Requirement Reduction	- 2,517	- 1,680	197
Reserve transfers	- 563	-	-
Proposed Savings	812	812	812
Shortfall to requirement	- 3,892	- 2,492	615

Modelling of Budget Gap 2022/23 to 2024/25



Capital Expenditure & Need to borrow

Capital Expenditure	2021/22 Estimate £m	2022/23 Estimate £m	2023/24 Estimate £m	2024/25 Estimate £m
Total capital expenditure	57.6	103.4	34.7	5.6
Capital Financing Requirement Investments or (new borrowing)	2.0	43.0	11.0	2.3
CFR	280.9	309.1	314.4	307.9

N/A as Capital Programme to be developed in line with MTFP

APPENDIX 10a - Projected earmarked reserves

Reserve	Balance at 31-Mar-21	Balance at 31-Mar-22	Balance at 31-Mar-23	Balance at 31-Mar-24	Balance at 31-Mar-25
	£'000	£'000	£'000	£'000	£'000
Council Fund:	(6,500)	(6,500)	(6,500)	(6,500)	(6,500)
Balances held by schools for future use	(9,558)	(9,153)	(9,153)	(9,153)	(9,153)
Earmarked Reserves:					
Music Service	(127)	(127)	(127)	(127)	(127)
Pay Reserve	(1,418)	(1,418)	(1,418)	(1,418)	(1,418)
Insurance Reserve	(1,162)	(1,162)	(732)	(302)	-
MMI Insurance Reserve	(602)	(602)	(402)	(202)	-
Health & Safety	(16)	(16)	(16)	(16)	(16)
Education Achievement Service	(92)	(92)	(92)	(92)	(92)
Schools Redundancies	(985)	(746)	(340)	(20)	(20)
General Investment Risk Reserve	(1,188)	(1,188)	(1,188)	(1,188)	(1,188)
European Funding I2A & CFW	(984)	(1,277)	(1,277)	(1,277)	(1,277)
Metro Bus Redundancy	(9)	(9)	(9)	(9)	(9)
Landfill (fines reserve)	(332)	(332)	(332)	(332)	(332)
Welsh Language Standards	(129)	(2)	(2)	(2)	(2)
MTFP Reserve (Covid Recovery Reserve) - CS and SS	(5,117)	(4,283)	(2,637)	(1,637)	(637)
GEMS Redundancies	(78)	(78)	(78)	(78)	(78)
SUB TOTAL - RISK RESERVES	(12,239)	(11,332)	(8,650)	(6,700)	(5,196)
Capital Expenditure	(9,928)	(9,854)	(5,819)	(5,819)	(5,819)
Invest to Save	(8,464)	(7,279)	(6,193)	(6,193)	(6,193)
Super Connected Cities	(298)	(170)	(0)	(0)	(0)
School Works	(432)	(432)	(432)	(432)	(432)
School Reserve Other	(27)	(27)	(27)	(27)	(27)
Feasibility Reserve	(54)	(54)	(54)	-	-
Chartist Tower	(256)	-	-	-	-
Investment Reserve	(497)	(497)	(497)	(497)	(497)
Usable Capital Receipts	(6,753)	(5,169)	(2,415)	(2,415)	(2,415)
Streetscene Manager Support	(66)	(6)	-	-	-
SUB TOTAL - ENABLING RESERVES	(26,774)	(23,487)	(15,436)	(15,382)	(15,382)
Municipal Elections	(164)	(194)	-	(38)	(77)
Local Development Plan / Strategic Development Plan	(688)	(504)	(362)	(220)	(12)
Glan Usk PFI	(1,607)	(1,607)	(1,643)	(1,653)	(1,637)
Southern Distributor Road PFI	(40,392)	(39,940)	(39,535)	(38,993)	(38,317)
Building Control	(81)	(89)	(14)	(14)	(14)
Loan modification technical reserve (IFRS 9)	(513)	(513)	(513)	(513)	(513)
Kingsway	(64)	(137)	(201)	(265)	(329)
SUB TOTAL - SMOOTHING RESERVES	(43,509)	(42,984)	(42,268)	(41,696)	(40,899)
Works of art	(21)	(21)	(21)	(21)	(21)
Theatre & Arts Centre	(232)	(232)	(232)	(232)	(232)
Cymorth Income	(25)	(25)	(25)	(25)	(25)

Reserve	Balance at 31-Mar-21	Balance at 31-Mar-22	Balance at 31-Mar-23	Balance at 31-Mar-24	Balance at 31-Mar-25
	£'000	£'000	£'000	£'000	£'000
Blaen Y Pant	(4)	(4)	(4)	(4)	(4)
Environmental Health - Improve Air Quality	(49)	(49)	-	-	-
Refurbishment of a Children / Older People Homes	(41)	(41)	(41)	(41)	(41)
Apprenticeship Scheme	(17)	(10)	(10)	(10)	(10)
City Economic Development Reserve	(90)	(90)	(90)	(90)	(90)
Port Health	(16)	(15)	(10)	(5)	(5)
CRM	(52)	-	-	-	-
Financial System Upgrade	(600)	(550)	-	-	-
SS COVID Recovery MTRP reserve	-	(563)	-	-	-
Events	(216)	(184)	(184)	(184)	(184)
Voluntary Sector Grants	(43)	(16)	(16)	(16)	(16)
Bus Wifi	-	-	-	-	-
Bus Subsidy	(15)	(15)	(15)	(15)	(15)
IT Development	(53)	(53)	-	-	-
Leisure Delivery Plan	(103)	-	-	-	-
Joint Committee City Deal Reserve	(626)	(626)	(626)	(626)	(626)
Civil Parking Enforcement	(245)	(167)	(167)	(167)	(167)
Community Covid Recovery Fund	(500)	(250)	-	-	-
City Services – refurbishment & cleansing of open spaces	(500)	-	-	-	-
Green Recovery Task Force	(1,000)	(1,000)	(650)	(650)	-
Business Recovery Fund	(250)	(250)	(250)	(250)	(250)
Business Development Grants	(56)	(56)	(56)	(56)	(56)
Children's Service legal fees	(150)	-	-	-	-
Community Occupational Therapy	(53)	(53)	-	-	-
Directly Managed Community Centres Maintenance	(50)	(50)	(50)	(50)	(50)
IT Infrastructure	(120)	(120)	-	-	-
PSB Contribution	(40)	(40)	(20)	-	-
COVID Reserve	(596)	(449)	(234)	(150)	(150)
Highways road repairs [potholes]	(116)	-	-	-	-
Homelessness Prevention	(327)	(327)	-	-	-
Chief Education Grant	(765)	(584)	(384)	(184)	(8)
Home to School Transport - St Andrew s (City Services Reserve)	(801)	(525)	(187)	-	-
Housing Supply review	(25)	-	-	-	-
Anniversary tree planting / green canopy	(20)	-	-	-	-
Cariad Casnewydd	(350)	(290)	-	-	-
SUB TOTAL - OTHER RESERVES	(8,167)	(6,655)	(3,272)	(2,776)	(1,950)
RESERVES TOTAL	(106,747)	(100,111)	(85,279)	(82,207)	(79,080)

APPENDIX 10b - Summary of invest to save spend and forecast

Invest to Save - Summary Forecast		£'000
Balance B/F 31st Mar 2021		(8,464)
Total Forecast Spend 2021/22		<u>1,185</u>
Invest to Save Forecast balance 31st Mar 2022		(7,279)
Further Funding Required :-		
Bids & Change / Efficiency proposals		
	2022/23	1,086
	2023/24	
	2024/25	
Remaining Invest to Save available for future Change / Efficiency Programme		<u><u>(6,193)</u></u>